



## TERMS OF USE



This resource is **copyright ©ELSA Support**

All free products on this site are subject to a **Creative Commons copyright licence**. You are free to copy, distribute, display, and perform the work under the following conditions:

Attribution: You must give the original author credit (**That is ©ELSA Support**)

Non-Commercial: You may **not** use this work for commercial purposes (**You cannot sell this work or use it for financial gain**)

No Derivative Works: You may **not** alter, transform, or build upon this work (**You must not change our work in anyway**)

**Thank you for abiding by copyright law.**



[www.elsa-support.co.uk](http://www.elsa-support.co.uk)



Some of the clipart used in making this resource is licensed to us from the following:





Other resources you will LOVE!



Please click the image to take you to this related and relevant resource:


## Kindness game

Help children to learn the difference between kind behaviour and unkind behaviour

Included in the pack

- 2 different game boards
- 50 scenario cards
- 3 worksheets to extend learning

Holding the door open for someone  
 Laughing at your friend's new haircut  
 Snatching a red pencil off someone because you want that colour  
 Donating your pocket money to a charity  
 Congratulating someone on winning a game



[www.elsa-support.co.uk](http://www.elsa-support.co.uk)



# 5 DAY ELSA SUPPORT

## 'Kindness to yourself' challenge

### Drawing or writing task -

Compliments - Compliment yourself!

### Talking or doing task -

Think about all the things you do today that you deserve a compliment for!

Day 1

### Drawing or writing task -

Forgiveness - Write about a mistake you did today. What did you learn from it?

### Talking or doing task -

Any mistakes you make today, learn from them and move on. It is ok you can forgive yourself.

Day 2

### Drawing or writing task -

I am special - think about all the things that make you special. Write a list and keep adding to it!

### Talking or doing task -

Make a 'I am special jar' add everything you think of that makes you special. Add them to the jar and keep reading them!

Day 3

### Drawing or writing task -

What went well? - Make a diary entry on what went well today

### Talking or doing task -

Make your own diary using a writing book or use the computer. Decorate the front page with pictures of you.

Day 4

### Drawing or writing task -

Affirmations - Read about what an affirmation means and then make one of your own. Decorate it!

### Talking or doing task -

Look in a mirror and say the affirmation to yourself. Do you believe it?

Day 5





This is a picture of me!

# Day 1

These are the compliments I can give to myself

<b>1.</b>
<b>2.</b>
<b>3.</b>
<b>4.</b>
<b>5.</b>

A mistake I made  
today


# Day 2

What I learnt from my  
mistake

What happened?




I can forgive myself for any  
mistakes I make. I can move on  
and learn from them!




This is what I think is special about me!

# Day 3



This is what other people think is special about me

A large white rectangular area with a blue border, containing ten horizontal blue lines for writing.



What went well today?

# Day 4



Time	What went well	How it made me feel

What is an affirmation?

# Day 5


The word affirm means to 'state something that is true'. Affirmations are simple but positive messages.

When you repeat the affirmation to yourself a lot you will really begin to believe it!

It will help you become more positive.

Examples of affirmations can be 'I am' messages such as:


- I am kind
- I am helpful
- I am caring
- I am strong
- I am brave
- I am friendly
- I am adventurous
- I am affectionate





My affirmation

# Day 5



ARTISTIC

CONFIDENT

BRAVE

KIND

STRONG


CARING

CREATIVE


HELPFUL

SPORTY





Did I do it?



Challenge	Yes or No
Day 1	
Day 2	
Day 3	
Day 4	
Day 5	



# CONGRATULATIONS

On completing the Elsa support  
'Kindness to yourself' challenge

Signed: \_\_\_\_\_

Date: \_\_\_\_\_